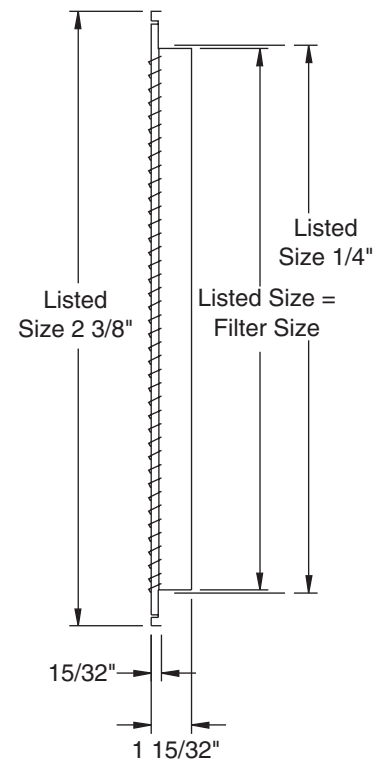
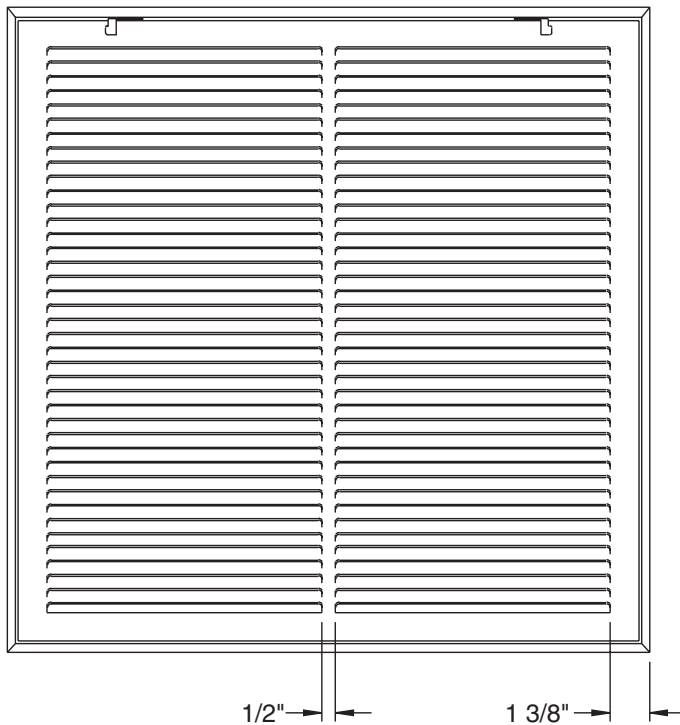



Model 1410F

Return Air Filter Grille

Product Data Sheet

- Steel construction
- Designed for flush installation
- 1/2" fin spacing
- Removable face for ease of installation
- Uses standard 1" filter (not included)
- Standard White finish
- Optional Brown finish



Face Velocity

CFM	12" x 12"	24" x 12"	24" x 18"	24" x 24"	30" x 20"	30" x 24"
200	200					
300	300	150				
400	400	200				
500	500	250	167			
600	600	300	200	150		
700	700	350	233	175	168	
800		400	267	200	192	160
900		450	300	225	216	180
1000		500	333	250	240	200
1200		600	400	300	288	240
1400		700	467	350	336	280
1600			533	400	384	320
1800			600	450	432	360
2000			667	500	480	400

Available Sizes: 1410F

- 20" x 25" (Side Hinge)
- 25" x 20" (Bottom Hinge)

Available Sizes: 1410F

12" x 12" • 24" x 12" • 24" x 18" • 24" x 24" • 30" x 20" • 30" x 24" • 30" x 30"

NOTES:

Face Velocity - The average face velocity is in feet per minute as measured 1" from the face.
 Stated performance is for most popular sizes; complete performance for all sizes is available upon request.

Ordering Information

All of USAIRE stamped steel return air grilles are listed with the horizontal (width) dimension first, vertical (height) dimension second.
 Filter grilles are ordered according to filter size and are sized to fit most popular standard 1" filters. Minimum size for Model 1410F is 10" x 10"; maximum size is 36" x 36".
 This grille is available without filter brackets as grille Model 1400. Refer to the appropriate Data Sheet for details.