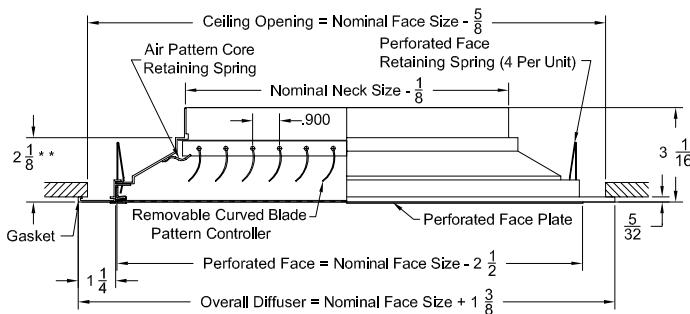


### Perforated Ceiling Supply Diffusers Extruded Aluminum

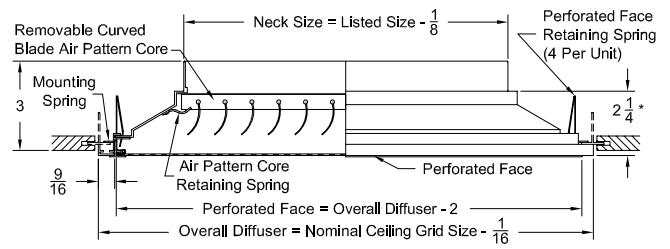
- Models:** 7000-1 Flush Surface Mount - 12x12 / 21x21 and 24x12/48x24 Face Sizes  
 7000-6 Lay in T-Bar - All sizes except 24 x 24  
 7000-6\* Lay in T-Bar - 24 x 24 Grid Size  
 7000-7 Concealed Spline - 12x12 / 24/24 Grid Size  
 7000-8 Tegular T-Bar  
 7000-9 Donn Finline (USG) Ceiling Grid

**Model: 7000-1 ( Flush Ceiling Mount )**



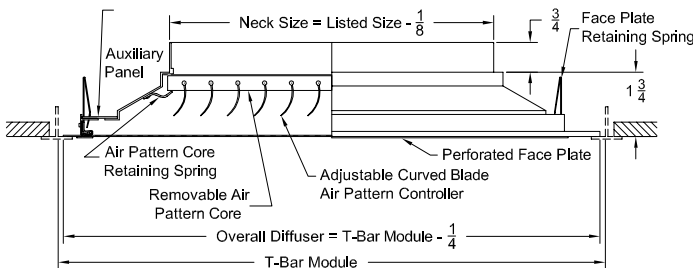
\*\* Distance To Bottom Of Duct Should Be Maintained As Closely As Possible

**Model: 7000-7 ( Concealed Spline )**

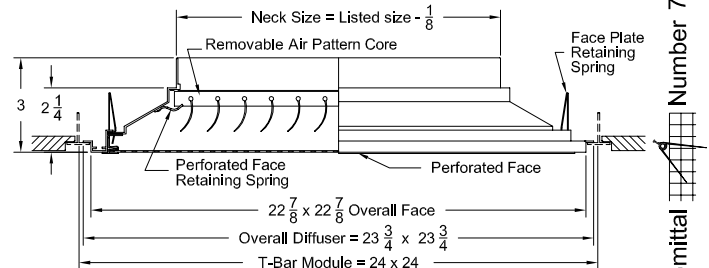


\* Dimension indicates distance to bottom of duct which should be maintained as closely as possible.

**Model: 7000-6 Lay in T-Bar ( All sizes except 24x24 )**

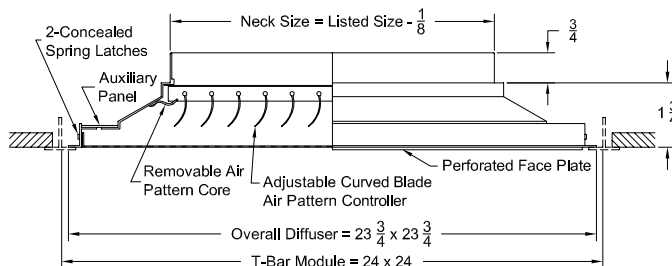


**Model: 7000-8 ( Tegular T-Bar )**




Submittal Number 7000

**Model: 7000-6 \* (Lay in T-Bar 24x24 Grid Size )**



**Model: 7000-9 ( Donn Finline Ceiling Grid )**



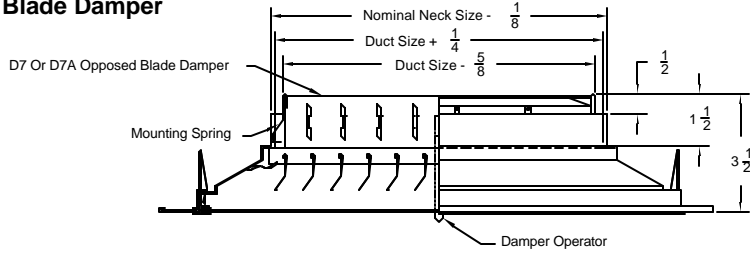
**Tag:**  
**Series :** 7000

**METAL\*AIRE®**  
**Submittal No:** 7000

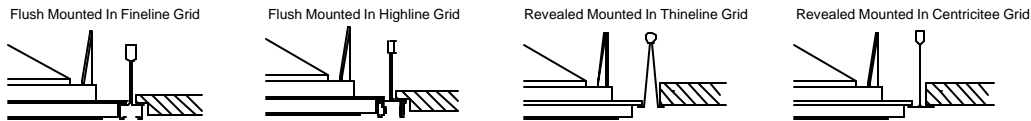
**Perforated Ceiling Supply Diffusers - Options  
Extruded Aluminum**

**Option:** D7 Steel Opposed Blade Damper  
D7A Aluminum Opposed Blade Damper  
Ceiling Grids For 7000-9 Model  
Air Pattern Controller

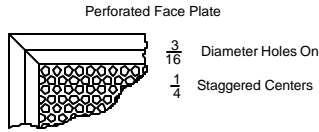
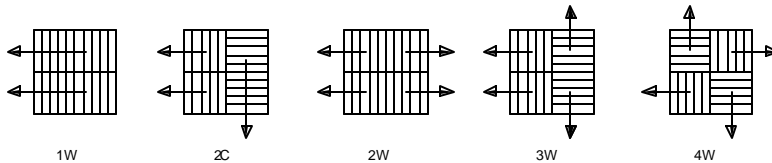
- Options:**
- D7 - Steel Opposed Blade Damper
  - D7A - Aluminum Opposed Blade Damper



- **Option: Ceiling Grid For 7000-9 Model**



- **Air Pattern Options (Plan View)**



\* Auxiliary Panel Not Required

Face	7000-6 Neck Size (All Sizes except 24 x 24)									
12 x 12 *	6 x 6									
24 x 12	6 x 6	8 x 6	9 x 6	10 x 6	12 x 6	14 x 6	15 x 6	16 x 6	18 x 6	
36 x 12	6 x 6	8 x 6	9 x 6	10 x 6	12 x 6	14 x 6	15 x 6	16 x 6	18 x 6	
48 x 12	6 x 6	8 x 6	9 x 6	10 x 6	12 x 6	14 x 6	15 x 6	16 x 6	18 x 6	
36 x 24	6 x 6	8 x 8	9 x 9	10 x 10	12 x 12	14 x 14	15 x 15	16 x 16	18 x 18	
48 x 24	6 x 6	8 x 8	9 x 9	10 x 10	12 x 12	14 x 14	15 x 15	16 x 16	18 x 18	

Model 7000-1 (Face Sizes: 12 x 12 through 21 x 21)									
Nominal Face Size	Actual Overall Face Size	Neck Sizes Available							
12 x 12	13 3/8 x 13 3/8	6 x 6							
14 x 14	15 3/8 x 15 3/8	6 x 6	8 x 8						
15 x 15	16 3/8 x 16 3/8	6 x 6	8 x 8	9 x 9					
16 x 16	17 3/8 x 17 3/8	6 x 6	8 x 8	9 x 9	10 x 10				
18 x 18	19 3/8 x 19 3/8	6 x 6	8 x 8	9 x 9	10 x 10	12 x 12			
20 x 20	21 3/8 x 21 3/8	6 x 6	8 x 8	9 x 9	10 x 10	12 x 12	14 x 14		
21 x 21	22 3/8 x 22 3/8	6 x 6	8 x 8	9 x 9	10 x 10	12 x 12	14 x 14	15 x 15	

Model 7000-1 (Face Sizes: 24 x 12 through 48 x 24)									
Nominal Face Size	Actual Overall Face Size	Neck Sizes Available							
24 x 12	25 3/8 x 13 3/8	6 x 6	8 x 6	9 x 6	10 x 6	12 x 6	14 x 6	16 x 6	18 x 6
24 x 24	25 3/8 x 25 3/8	6 x 6	8 x 8	9 x 9	10 x 10	12 x 12	14 x 14	15 x 15	16 x 16
36 x 12	37 3/8 x 13 3/8	6 x 6	8 x 6	9 x 6	10 x 6	12 x 6	14 x 6	16 x 6	18 x 6
36 x 24	37 3/8 x 25 3/8	6 x 6	8 x 8	9 x 9	10 x 10	12 x 12	14 x 14	15 x 15	16 x 16
48 x 12	49 3/8 x 13 3/8	6 x 6	8 x 6	9 x 6	10 x 6	12 x 6	14 x 6	15 x 6	16 x 6
48 x 24	49 3/8 x 25 3/8	6 x 6	8 x 8	9 x 9	10 x 10	12 x 12	14 x 14	15 x 15	16 x 16

Notes: (  check if provided)

1. Available Finishes	2. Available Accessories	3. Construction Details
<p><b>Standard Finish:</b> 01 White.</p> <p><b>Optional Finish ( no extra charge ):</b> 02 Aluminum.</p> <p><b>Optional Finishes ( additional charge ):</b> 03 Black. 22 (BBP) Black back pan / white face &amp; border. 28 Custom Color.</p>	<p><b>Square Neck:</b> D7 Steel Opposed Blade Damper. D7A Aluminum Opposed Blade Damper. L9 Equalizing Grid. TR Square to Round Transition.</p> <p><b>Round Necks:</b> BDS Butterfly Damper. RSD Radial Shutter Damper. G3 Equalizing Grid.</p> <p><b>Replacement Parts:</b> Replacement Face Plates. Replacement Cores.</p>	<ul style="list-style-type: none"> <li>• Other Sizes Available.</li> <li>• Available Core Patterns: 1W, 2W, 2C (Corner) 3W and 4W.</li> <li>• Contact Factory for other sizes available on 7000-1 and 7000-6 Models.</li> </ul>

Submittal Number 7000